



BEYOND SECURITY

KABA[®]

Time recording made easy The Kaba terminal 96 00

Multifunctional and innovative



«A central point that everyone passes by once a day? A system that really lightens my workload and is easy to operate?

It doesn't get any better for me as an employee.»

Functionality meets design

Equipped with the most up-to-date technology, the Kaba terminal 96 00 offers increased functionality, meaning it has the flexibility to meet your requirements.



2014 ■

SIMPLE NETWORK INTEGRATION VIA ETHERNET INTERFACE/
POWER SUPPLY VIA POWER OVER ETHERNET (PoE)

3" TOUCHSCREEN
WITH BRILLIANT COLOUR DISPLAY

CONFIGURABLE USERINTERFACE

ROBUST GLAS SURFACE

RFID-READER SUPPORTS ALL CURRENT RFID-MEDIA

BUILT-IN LOUDSPEAKER



«Simple time recording and individual Apps for giving information on what's going on at the moment and all of that using one central terminal?»

It doesn't get any better than that for me as an employee.»





Sustainability for your company

As a company you are searching for easy time and attendance?
With the Kaba terminal 96 00 we provide a flexible entry-level solution for you
which can be extended easily at any given time.

High investment protection

- > Reliable and simple data collection
- > Compatible with previous terminal-series
- > Support of current RFID-readers
- > Different power supplies

Flexibility to meet your requirements

- > The functions and display content are individually configurable
- > «1-Click-Installation» - The quick and easy installation of the terminal
- > «1-Click-Replacement» - The simple replacement of the terminals
- > CardLink- The integration of offline door components in your online access solution

Choose the most suitable device out of different package options

The Kaba terminal 96 00 is available in different option packages. This selection means you can individually customize your device to match your requirements.

Use individual apps

In addition to the standard applications such as time registration or simple access control functions, you can also use your own app on the Kaba terminal 96 00. If you require support with the development of an app, Kaba will be happy to provide you

with assistance and offers support for successful realization and implementation. Get in touch!

The modern hardware and software offers sustainable and simple integration into your operating environment.



Ultimately, you can do more with the terminals than just registering times. Let yourself be inspired and use these new options to optimize communication with employees as well as the processes relating to the people in your company.

Installation made easy

Quick installation

The Kaba terminal 96 00 comes with a wall fastening panel and also assignable connectors for optional use of in- and output for doorcontrol.

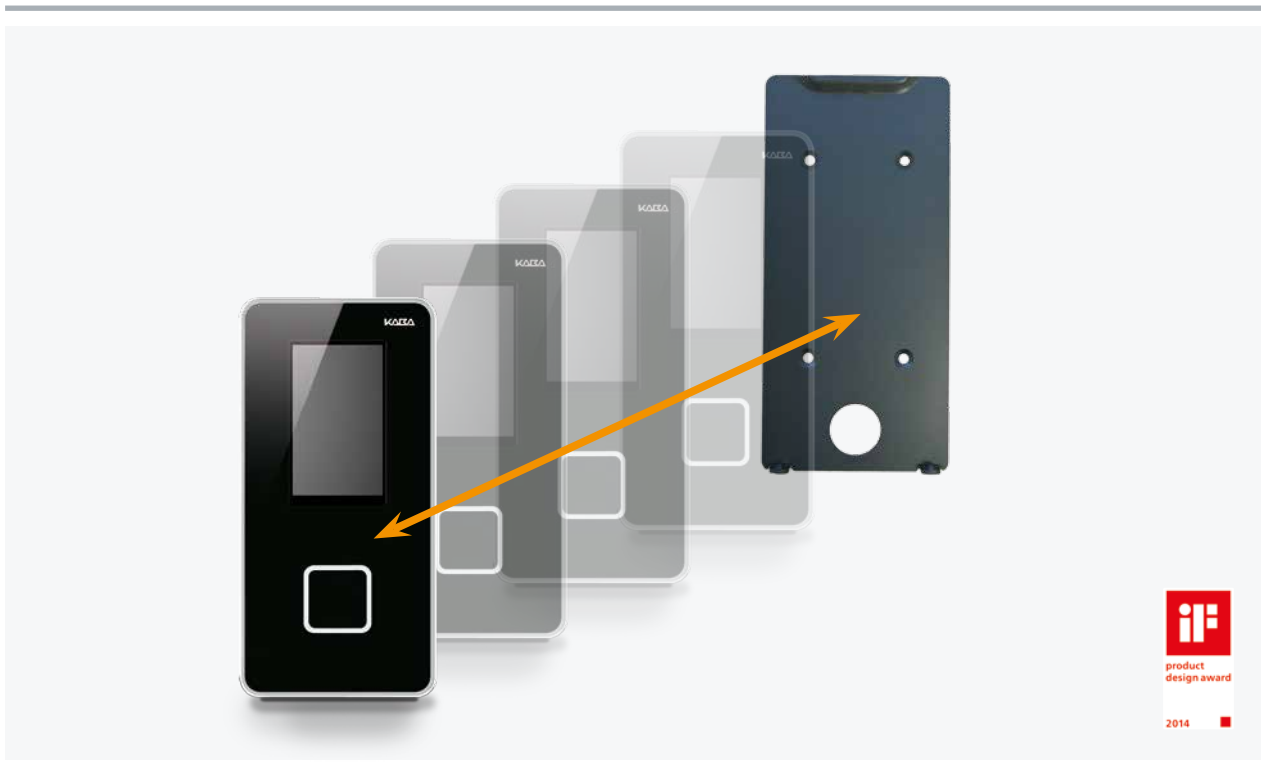
In order to keep power supply costs down, the terminal is Power over Ethernet compatible (PoE). This means that the power can be supplied directly via the network cable.

In the event that your infrastructure does not support PoE, you can also operate the Kaba terminal 96 00 from a 12 V DC power source. Simply plug in the network cable and, if required, the preassigned connectors, install the terminal in the wall fastening panel, fix with two screws and it's done.

Quick starting thanks to the «1-click-installation»

The terminal, which is delivered with DHCP, after successful installation connects with the network automatically. Once the terminal has been connected it will be recognized by B-COMM. After that the terminal parameters can be configured easily.

STRAIGHTFORWARD INSTALLATION USING THE WALL FASTENING PANEL





Individual customization made easy

With the Kaba terminal 96 00 you have the possibility to completely adapt the buttons which are displayed on the screen, according to your needs. You not only define the functionality such as «In», «Out» or a time request, but you can also change the icon and the position of a button. You can additionally show your company logo or change the background image.

INDIVIDUAL DISPLAY LAYOUTS





«An extremely simple app system that fits my requirements and my workflows? And is also easy to install and expand?

It doesn't get any better than that for me as an IT employee.»

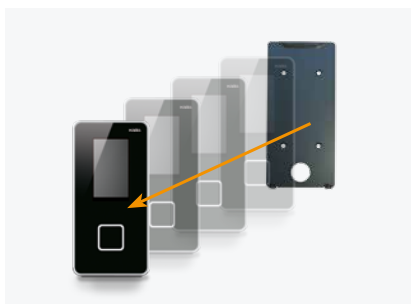
Quick exchange made easy with the «1-click-replacement»

If a terminal fails because it is damaged, for example, a replacement device must be installed as soon as possible. This can be done easily thanks to «1-click-replacement».

Simply take the terminal out of the wall fastening panel, remove the connector, connect the new terminal and reinstall it on the wall fastening panel.

All parameters and settings will then be retransmitted to the terminal via B-COMM. It is all done automatically.

REPLACEMENT IN JUST THREE STEPS



Remove the terminal from the wall fastening panel

Unfasten and remove the terminal from the wall fastening panel.



Place the replacement terminal onto the wall fastening panel

Place the replacement terminal onto the wall fastening panel and securely fasten.




Device recognition - data transmission - done

The new terminal is recognized by B-COMM and all saved settings and data are transmitted to the terminal.

«No more paperwork? Easy work with minimal effort? A system that each employee can easily use and that contributes to the optimization of processes?

It doesn't get any better than that for me as an HR employee.»



Performance overview for the Kaba terminal 96 00 – how the package options differ

	Basic configuration 96 00	Option package 96 20	Option package 96 40	Option package 96 60
Hardware				
Basic device	●	●	●	●
3" touchscreen	●	●	●	●
Reader				
RFID reader (LEGIC, MIFARE ¹)	●	●	●	●
Interfaces				
10/100 Ethernet interface (IPv4/IPv6)	●	●	●	●
Power supply				
PoE according to IEEE 802.3af	●	●	●	●
12 V DC switching power supply	○	○	○	○
Data retention in the event of a power failure	●	●	●	●
Device software				
B-Client HR20 TA2 «online/offline»	●	●	●	●
Software options				
Door control option (supports 1 relay output and 2 inputs)	○	○	●	●
Data encryption option	○	○	○	●
CardLink option (write to LEGIC, MIFARE ¹)	○	○	●	●
Storage options				
Number of people 200	●	●	-	-
Number of people 1,000	○	○	-	-
Number of people 2,000	○	○	●	-
Number of people 10,000	○	○	○	●

¹ Available from Q2/2014.

- Standard
- Option
- Not available



2014



BEYOND SECURITY